

~~TOP SECRET~~
DEPARTMENT OF THE AIR FORCE
WASHINGTON 20330

HANDLE VIA
BYEMAN-TALENT-KEYHOLE
CONTROL SYSTEMS JOINTLY
DORIAN
GAMBIT



DEC 6 1967

OFFICE OF THE SECRETARY

MEMORANDUM FOR DR. LEONARD

SUBJECT: ATS Resolution Capability

You will recall, during a recent visit, that I expressed some concern to you and Mr. Bernstein about the resolution capability of the Acquisition and Tracking Scope in the high magnification range. More specifically, I doubted that the practical ATS resolving capability would be anywhere near GAMBIT results and therefore questioned that the "active indicator" mode would be as worthwhile as our simulations indicated. If so, I wondered if we should not relax the resolution goals for the ATS, require only one or two magnification ranges, and thereby reduce weight, complexity, and cost. The reasons behind my concern are set forth briefly in the following paragraphs.

As you know, NPIC and EK did comprehensive analyses of all readable photography from the GAMBIT missions. The effects of haze, altitude, obliquity, and illumination were therefore present. Attachment 1 is a smoothed plot of all data from both sources showing relatively frequency of occurrence of the varying ground resolutions measured. The best from GAMBIT were judged to have a resolution of [redacted] while 20 percent were better than 30 inches, and 85 percent better than four feet. This would indicate the GAMBIT system performed much better than its initial resolution goal (three feet, 90 miles; 2:1 contrast) because of improved optics, film, lower operating altitude, etc. A more realistic specification for the last 15 or so GAMBIT's probably was closer to two feet at 80 miles and 2:1 contrast ratio.

By comparison, I understand the ATS design specification in the high magnification range to be 3.6 or 3.7 feet at 80 miles and 2:1 contrast ratio. However, in use,

DORIAN/GAMBIT
HANDLE VIA
BYEMAN-TALENT-KEYHOLE
CONTROL SYSTEMS JOINTLY

~~TOP SECRET~~

Page 1 of 2 pages
Copy 1 of 5 copies
SAFSL Control BYE 21347-67


SA/21-67

the ATS will almost always be looking ahead at angles of 20° or more when operated in the weather avoidance or "active indicator" role. Attachment 2 is a predicated resolution range for the ATS system, in the high magnification range, under various contrast conditions, at 37° pitch and 0° obliquity. Attachment 3 is a predicted resolution range at view angles varying from 20° to 60°. These indicate that the average resolution will be somewhere in the 7-10 foot range.

Attachment 4 is a 1965 study by COMOR on the resolutions needed for identification and mensuration purposes for intelligence information elements among the various target categories. This document would indicate that unless one does achieve GAMBIT-like resolution, there is not much to be gained between 7 and 20 foot resolutions.

The preceding suggests to me that the astronauts are not going to detect any subtle "active indicators" at the resolutions which the ATS apparently will provide. Perhaps, an image enhancement technique will improve apparent resolution. If not, it appears that we may have set a goal that's somewhere in-between the best trade-off positions. At the least, if the attachments are anywhere near correct, it appears that we need to re-evaluate the simulation results.

Let us discuss this subject further at your convenience.



JAMES T. STEWART
Major General, USAF
Vice Director, MOL Program

4 Attachments
a/s


cc: General Bleymaier

~~TOP SECRET~~

DORIAN/GAMBIT
HANDLE VIA
BYEMAN-TALENT-KEYHOLE
CONTROL SYSTEMS JOINTLY

VIA THE
EYHOLI
ONLY

Atch 1



MEASURED K.H-7 PERFORMANCE

GROUND RESOLUTION

~~TOP SECRET~~ / TALENT-KEYHOLE

FREQUENCY OF OCCURRENCE

967

NRO APPROVED FOR
RELEASE 1 JULY 2015

DORIAN/GAMBIT

HANDLE VIA
BYEMAN-TALENT-KEYHOLE
CONTROL SYSTEMS JOINTLY

~~TOP SECRET~~

Page 1 of 1 pages
Copy 1 of 3 copies
SAFSL Control 031

27-6721347-17

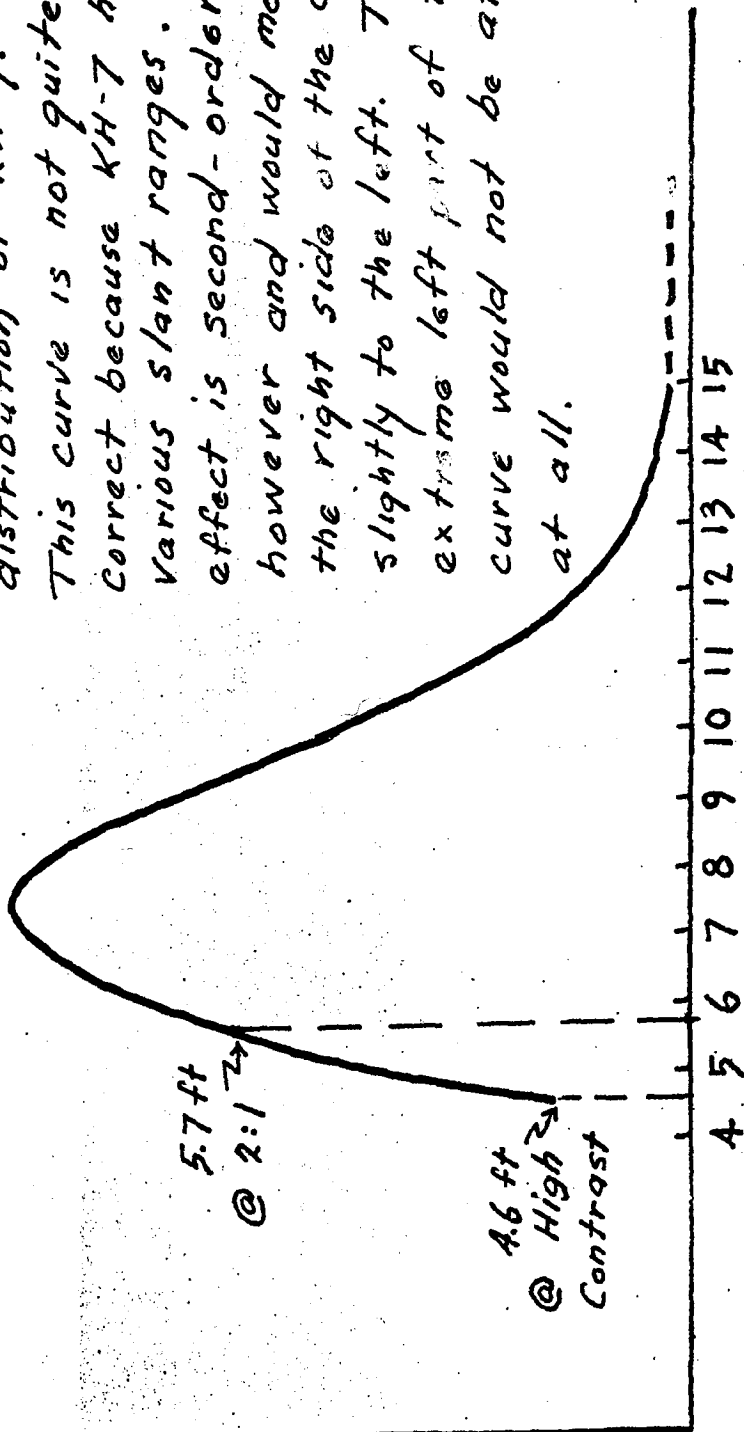
HANDLE VIA
BYEMAN-TALENT-KEYHOLE
CONTROL SYSTEMS JOINTLY
DORIAN/GAMBIT

~~TOP SECRET~~

Page 1 of 1 pages
Copy 1 of 5 copies
SAFSL Control REF 21347-67

ESTIMATED SCOPE RESOLUTION
AT 37° PITCH, 0° OBLIQUITY
(USING SCOPE DATA FROM GE)

RELATIVE
FREQUENCY OF OCCURRENCE



GROUND RESOLUTION,
FEET

Based upon resolution
distribution of KH-7.

This curve is not quite
correct because KH-7 had
various slant ranges. The
effect is second-order,
however and would move
the right side of the curve
slightly to the left. The
extreme left part of the
curve would not be affected
at all.

HANDLE VIA
DORIAN/GAMBIT
BYEMAN-TALENT-KEYHOLE
CONTROL SYSTEMS JOINTLY

Atch 2

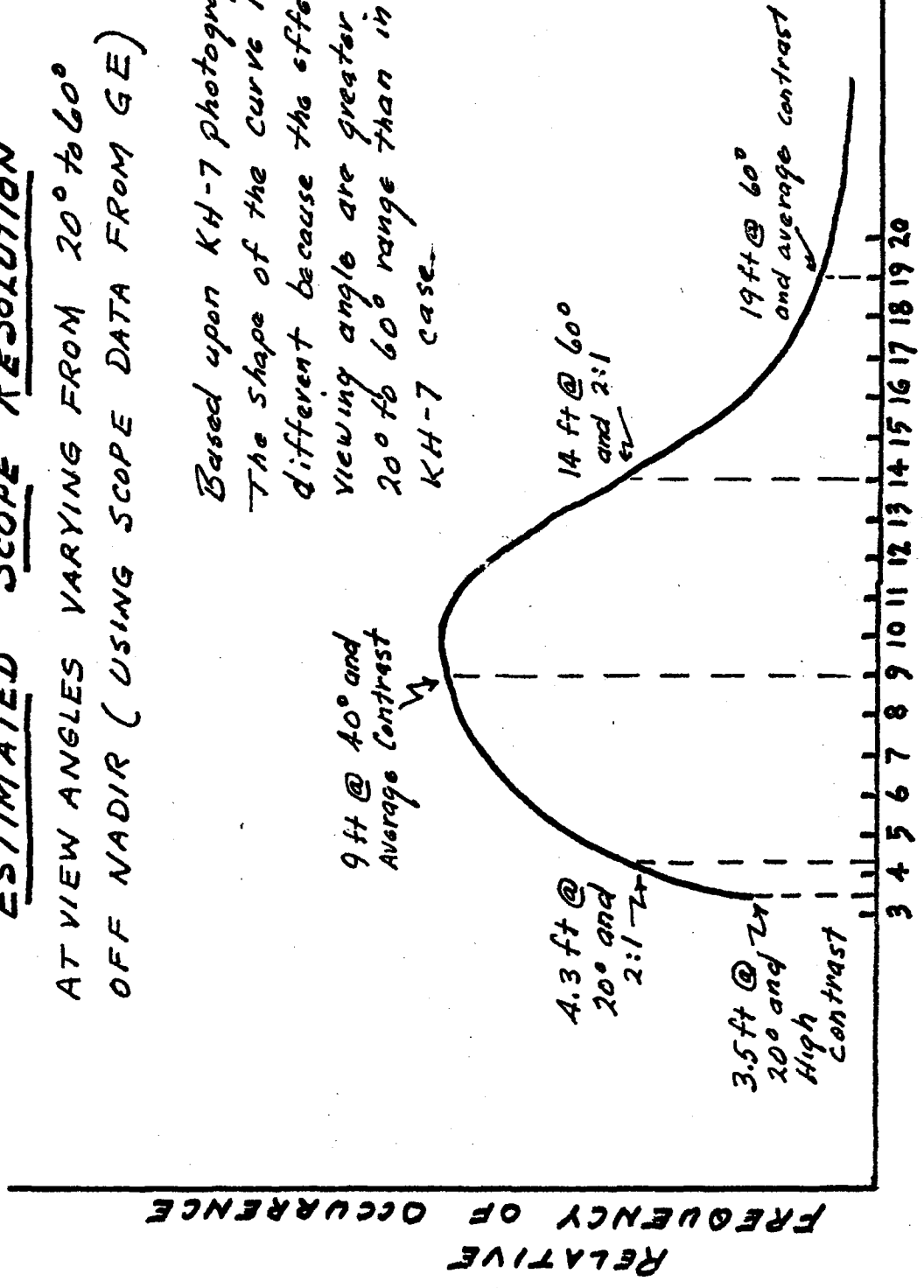
~~TOP SECRET~~
BYEMAN-TALENT-KEYHOLE
CONTROL SYSTEMS JOINTLY
HANDLE VIA
DORIAN/GAMBIT

ESTIMATED SCOPE RESOLUTION

AT VIEW ANGLES VARYING FROM 20° TO 60°
OFF NADIR (USING SCOPE DATA FROM GE)

Based upon KH-7 photography data.
The shape of the curve is
different because the effects of
viewing angle are greater in the
20° to 60° range than in the
KH-7 case.

~~TOP SECRET~~



DORIAN/GAMBIT
HANDLE VIA
BYEMAN-TALENT-KEYHOLE
CONTROL SYSTEMS JOINTLY

GROUND RESOLUTION,
FEET

Atch 3